



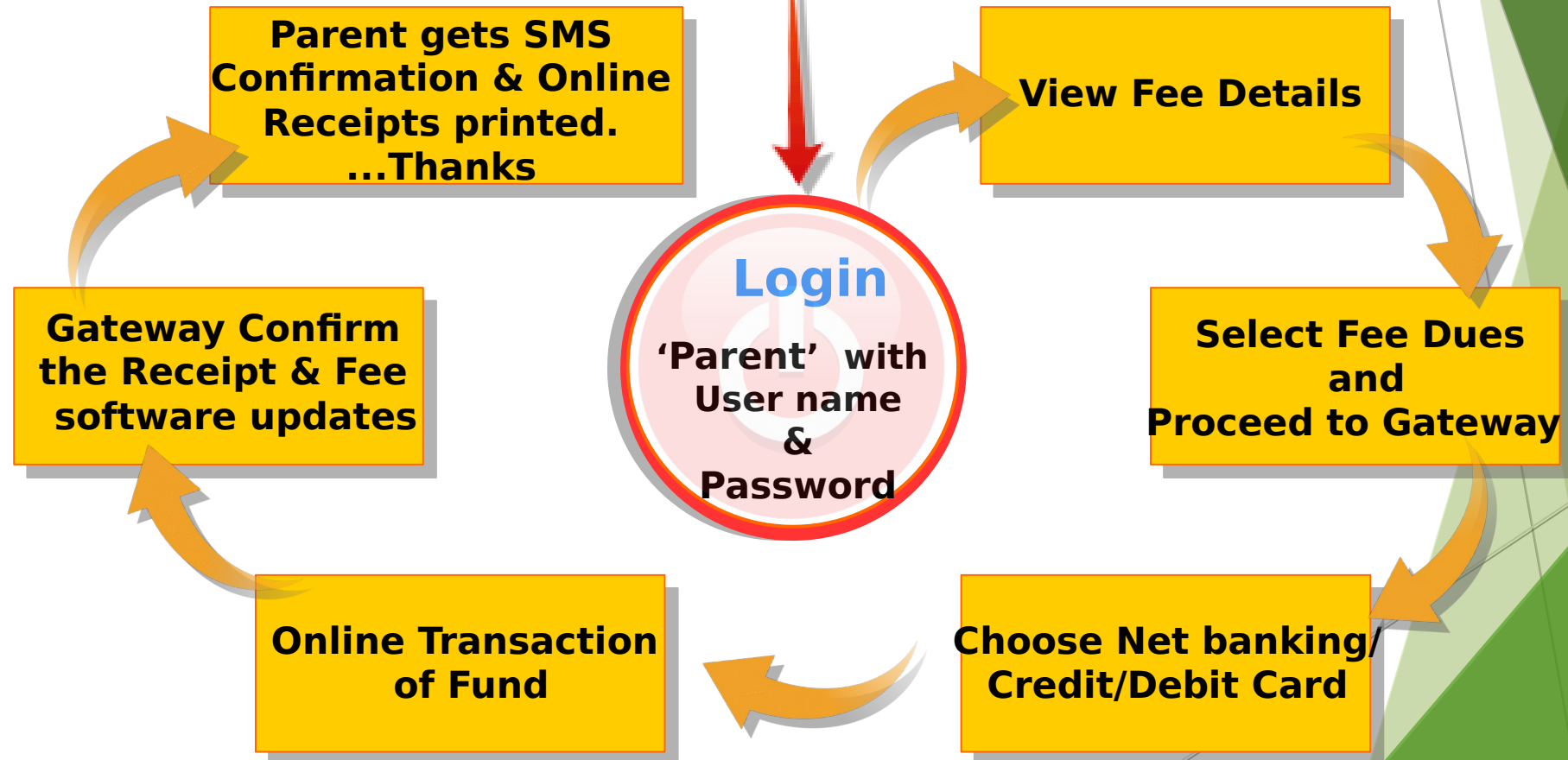
# St. Mary's Convent Secondary School, Jaipur

# Hassle Free Online Payment and Fee Accounting.

**CampusCare® ERP**




**VISIT TO CampusCare APP**  
[smc.campuscare.info](http://smc.campuscare.info)




# Accessing “Parent Portal” on Desktop / Laptop


Open any Internet Browsers - Google Chrome / Internet Explorer/ Mozilla Firefox / Safari



Type in the URL “**smc.campuscare.info**” and Enter. You will be directed to the School Page

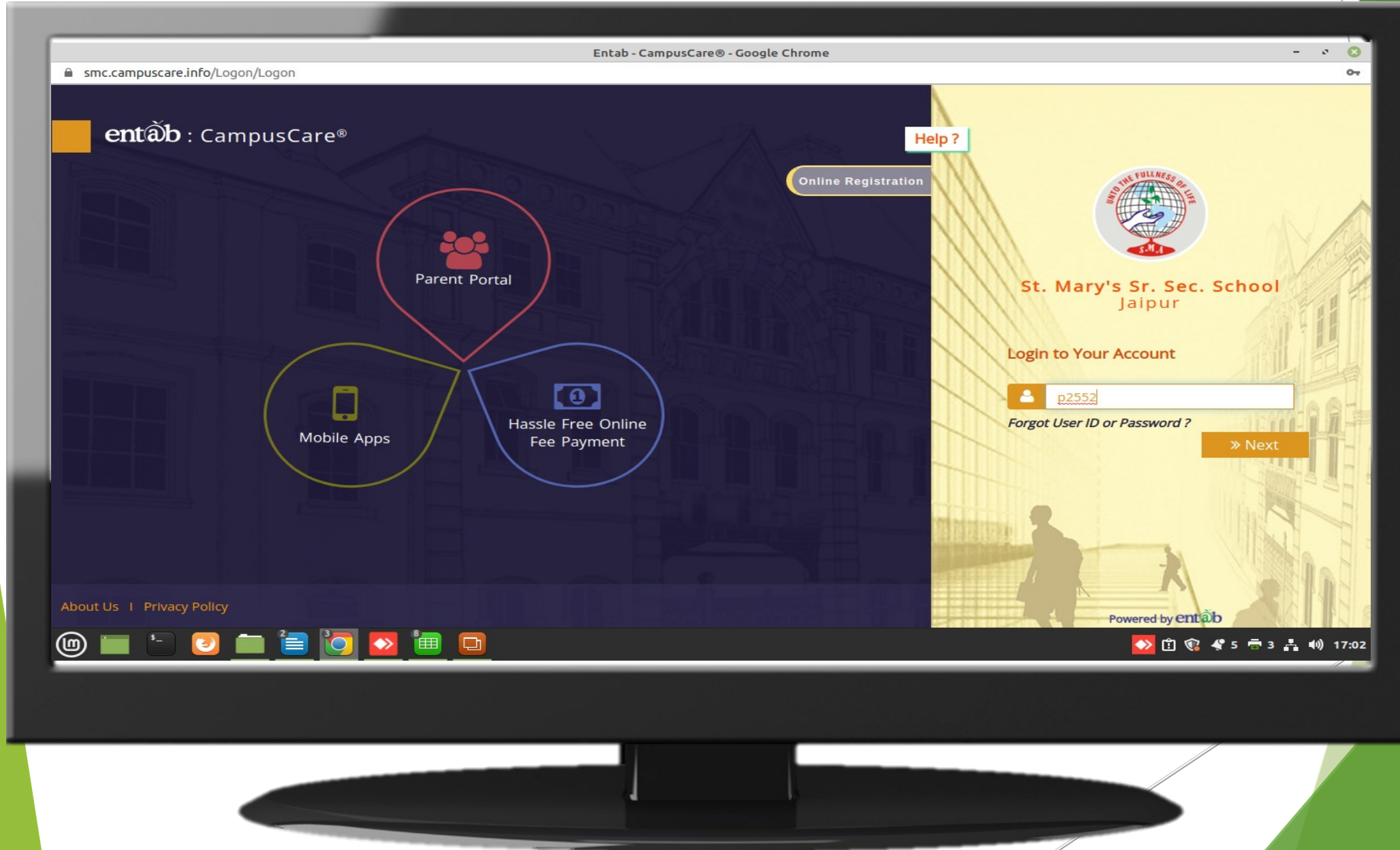


Enter Login Credentials provided to you (User Name and Password) and login.



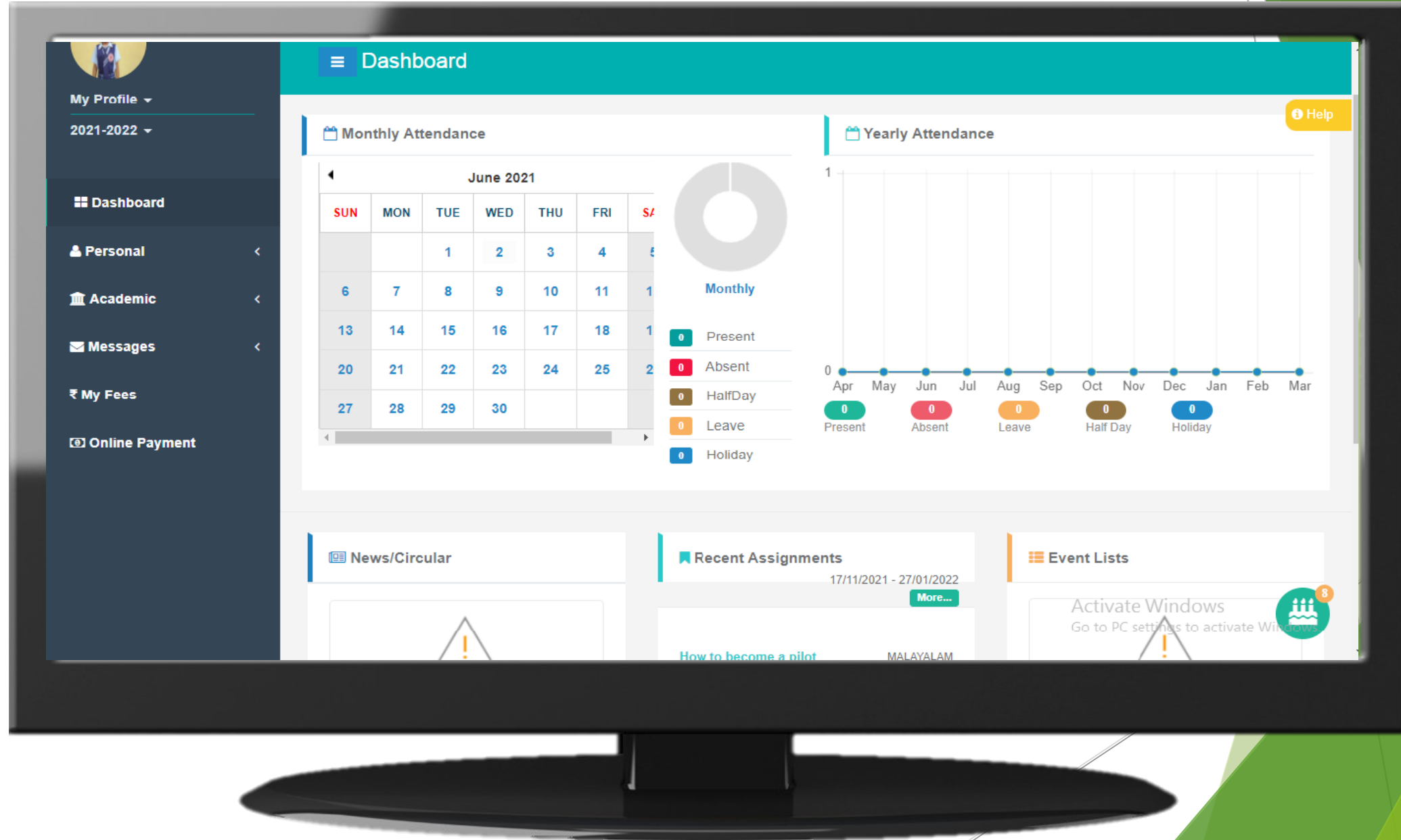
You will be able to access a plethora of Information with regards to your ward.

# How to Login in the Parent Portal

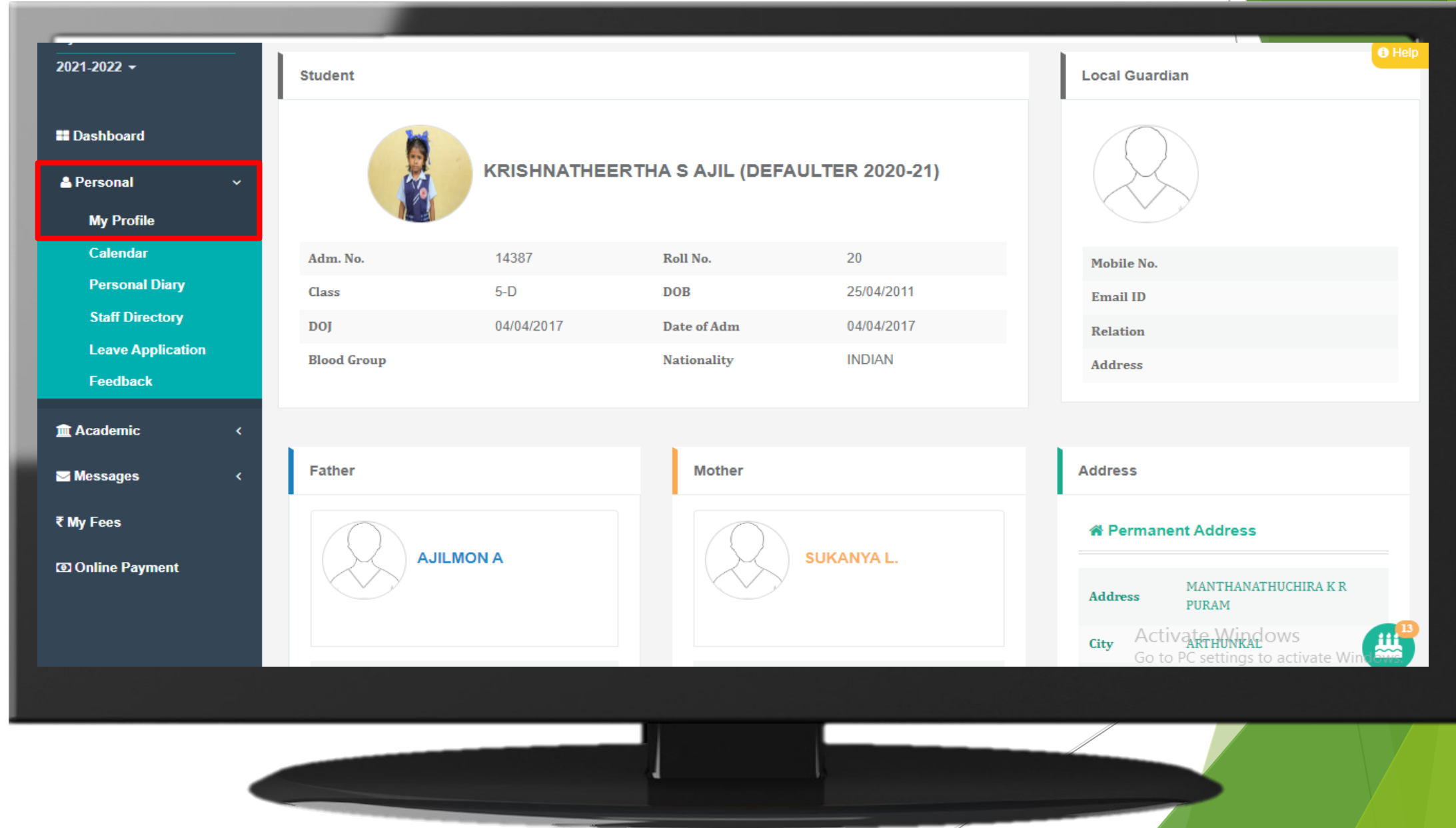


Enter Login Credentials provided to you (User Name and Password) and login.

Dashboard-> Here you can see the Student Attendance, News, Events etc.



Personal -> Click Profile -> Here you can see the basic details of students.



How to check assignments -> Click on Academic -> Assignment -> Click on view to check PDF or JPG file.

The screenshot displays the CampusCare Parent/Assignment interface. The sidebar on the left contains a navigation menu with the following items: My Profile, 2022-2023, Dashboard, Personal, Academic (highlighted with a red box), Assignment (highlighted with a red box), Evaluation, Exam Schedule, Library, Time Table, Test Paper, Question Papers, Messages, and My Fees. The main content area is titled 'Assignments (HomeWork/Activity/Project/Circular/News)' and features a dropdown menu for 'Home Work/Class Work'. Below this, there is a filter section with 'From' and 'To' date pickers, a 'Subject' dropdown, and 'Apply Filter' and 'Clear' buttons. A table lists the assignments:

S No.	Date	Subject	Title	Details
1	14/07/2022	PSYCHOLOGY	chapter 1	<a href="#">View</a>

The bottom of the screen shows a Windows taskbar with various application icons and a system clock displaying 16:50.





My Profile ▾

2020-2021 ▾

Dashboard

Personal <

Academic <

Messages <

₹ My Fees

Online Payment

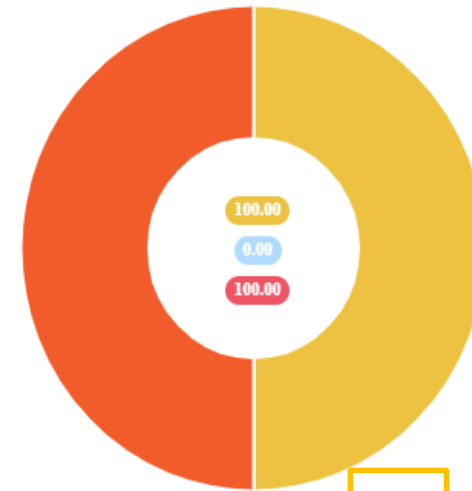
PTM

Fee

### Fee Structure

Installment	Amount	Paid	Fine/Excess	Balance	Req-Slip
APRIL	100	0	0	100	
Total	100	0	0	100	

### Fee Chart Due Paid Balance



### My Payment

### My Pending

Fees – All data pertaining to the fees can be viewed here.



My Profile ▾

2020-2021 ▾

Dashboard

Personal

Academic

Messages

My Fees

Online Payment

PTM



Select Installment



Payment Detail



Payment Gateway



Payment Status

### Select Installments To Pay and Proceed

SHIVANSH

Installment	Amount	Amt+Fine	Select
APRIL	100	100	<input checked="" type="checkbox"/>

Late Fee

Re Admission Fee

Chq Bounce Fee

Total

Proceed

### Support

parent@entab.in

Please contact with us if you have any questions.

Terms and Conditions

Fees –  
Online  
Payment



My Profile ▾

2020-2021 ▾

Dashboard

Personal <

Academic <

Messages <

My Fees

Online Payment

PTM

## Online Payment



Check Amount And Proceed.

Your Fee amount is Rs.100 + (Convenience charges)\*

System Transaction No is 1101020201744106

### Payment Details

Name \*

AADVIKA

Mobile No \*

9212153180

Email Id \*

phd@entab.in

Address \*

WZ-502, RAJ NAGAR I, PALAM COLONY, DELHI - 110045

Pay

Cancel

### Support

parent@entab.in

Please contact with us if you have any questions.


Terms and Conditions

CampusCare® Application

About Us | Privacy


Fees -  
Online  
Payment

**PAYMENT MODE**


 **Debit Card**

 **Net Banking**

 **Pay Using UPI ID/VPA**

 **Credit Card**

**Debit Card**

Debit Card Number   CVV / 

Please Note: If your credit or debit card has not been used for ecommerce transactions, it will be blocked by your bank for all online transactions as per RBI notification effective March 16,2020. In case your transaction is failing, please contact your card issuing bank to enable your card for online transactions.

**Billing Details**

[Cancel](#)

[Pay Now](#)

Amount Payable

₹ **1400.00**

**ST. JOSEPH PUBLIC SCHOOL -  
CHERTHALA**

Transaction Id : 728263620229363831

Activate Windows  
Go to PC settings to activate Windows.

Fees ->  
Online  
Payment--  
> You can  
pay the  
using  
Debit  
Card,  
Credit  
Card, Net  
banking,  
etc.

ATOM OTS - Google Chrome

payment1.atomtech.in/ots/payment/txn#upi

**NTT DATA**  
Payment Services

**PAYMENT MODE**

- Debit Card
- Net Banking
- Pay Using UPI ID/VPA**
- Credit Card

**Pay Using UPI ID/VPA**

Payer Virtual Address

Payer Name

**Billing Details**

97XX4XXX77    hXrXhXt@gXXXXXXXXm

Cancel    **Pay Now**

By clicking Pay Now you are agreeing to Terms & Conditions

**NTT DATA**  
Payment Services

**Amount Payable**

**₹ 1411.80**

ST. JOSEPH PUBLIC SCHOOL -  
CHERTHALA

Transaction Id : 728263620229363831

	(₹)
Amount:	1400.00
Processing Fee:	10.00
GST:	1.80

\* Processing Fee & GST are non refundable.

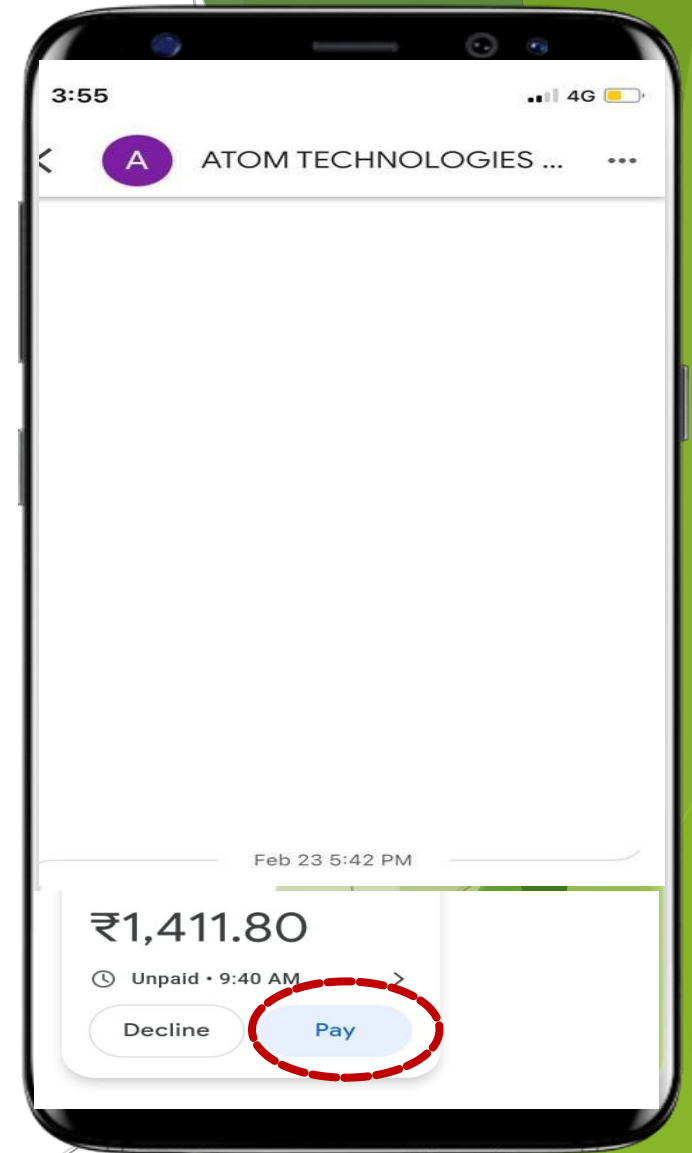
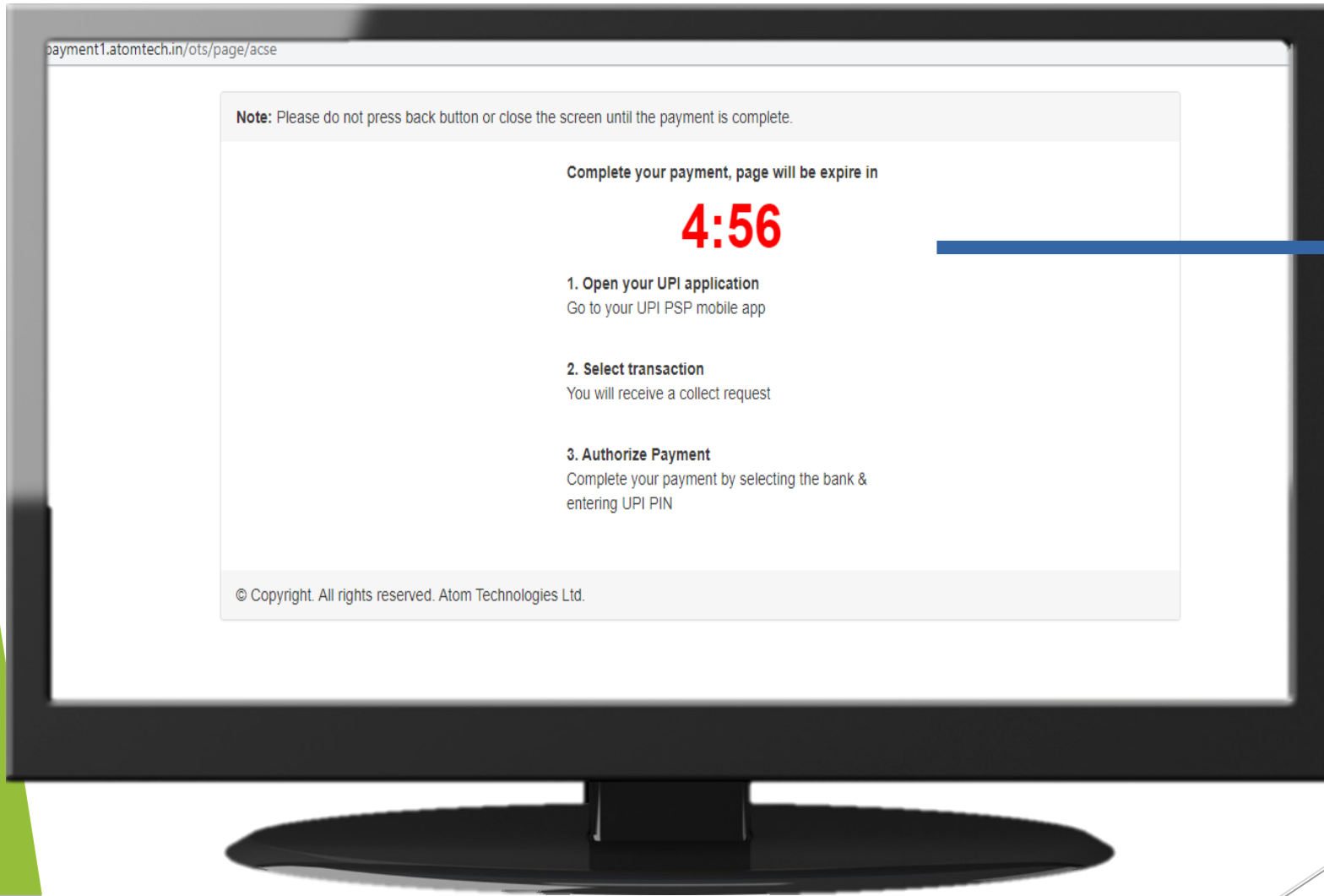
Verified by **VISA** **MasterCard** **SafeKey** **VISA** **MasterCard** **Diners Club** **AMERICAN EXPRESS** **JCB** **RuPay** **Maestro** **PCI** **ORC** **1ST 2018**

Activate Windows  
Go to PC settings to activate Windows.

9:38 AM  
6/3/2022

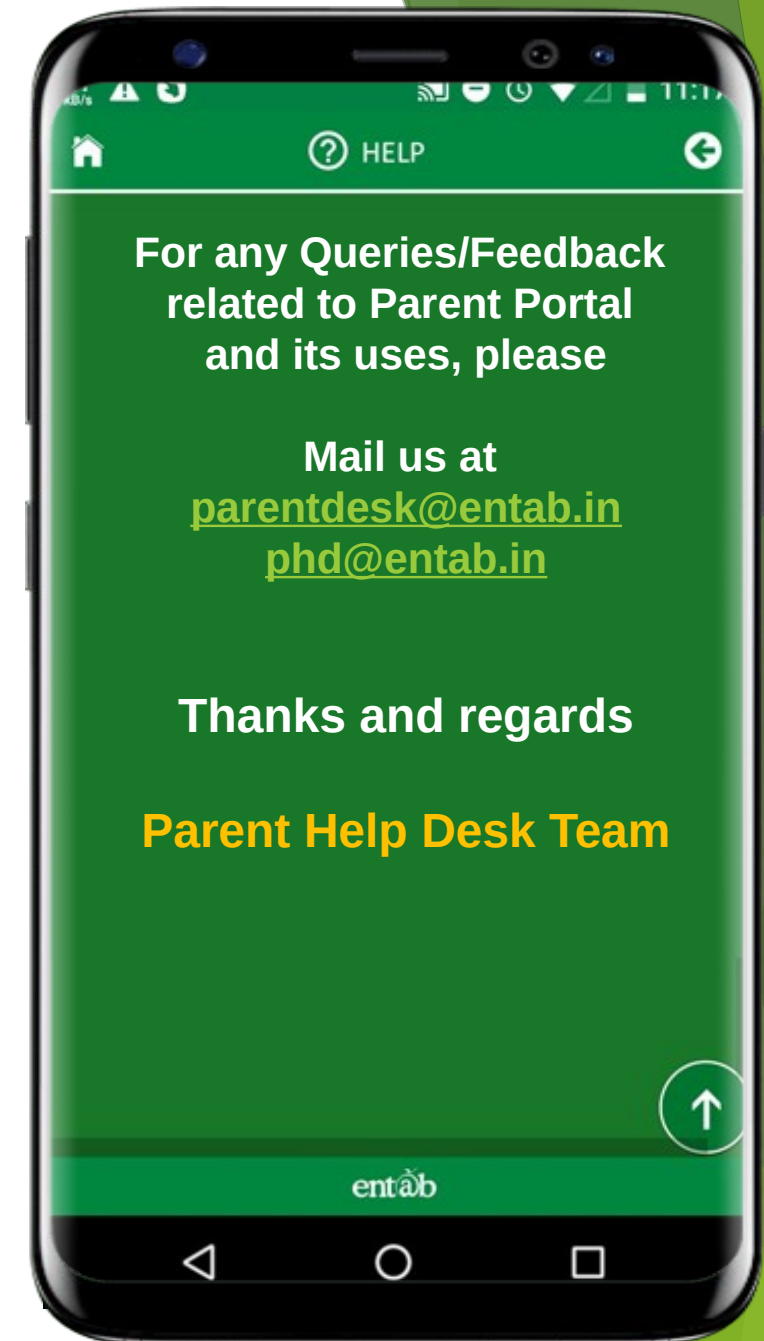
UPI: Enter the VPA address in Payment Virtual Address field. Then click on Pay Now

# Fees Online Payment using UPI Pay option



# Help Desk - Entab

Parents to Note  
down and save  
this mail id. This  
will help in  
clearing all your  
doubts regarding  
the use of this  
“Mobile Apps  
and CampusCare  
and Parent



# THANKS!

## Any questions?

You can mail us at:  
[parentdesk@entab.in](mailto:parentdesk@entab.in)

